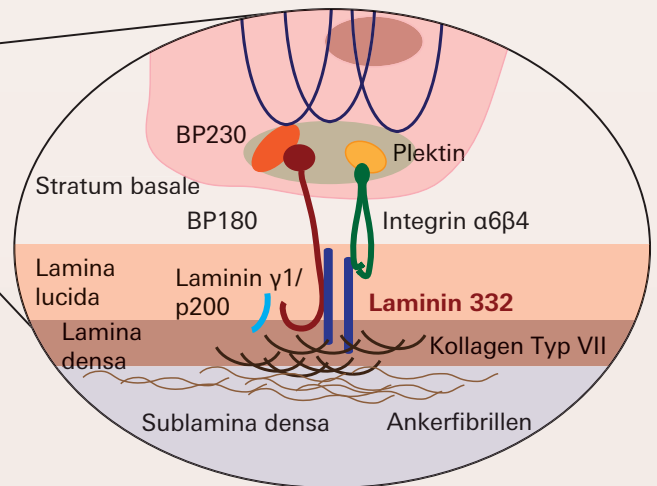
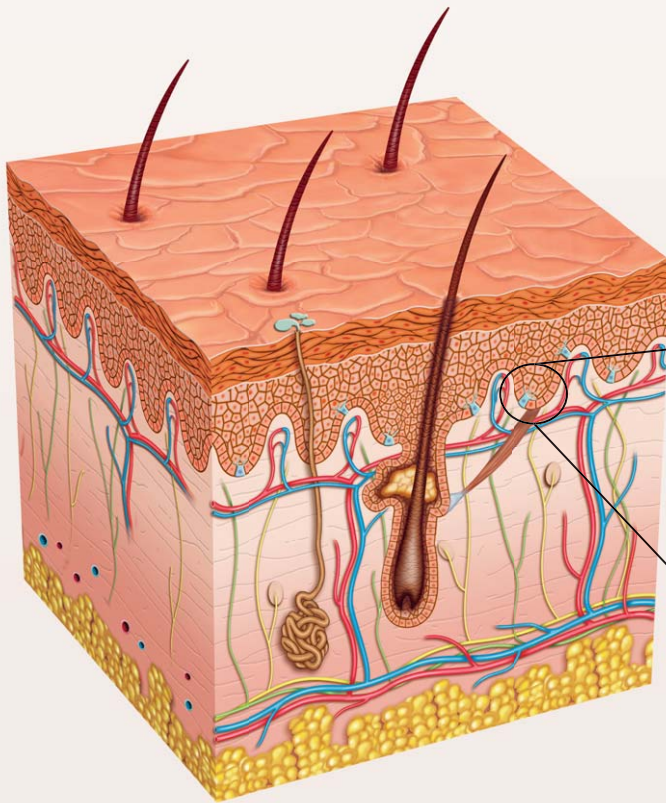




Diagnostik des Schleimhautpemphigoids

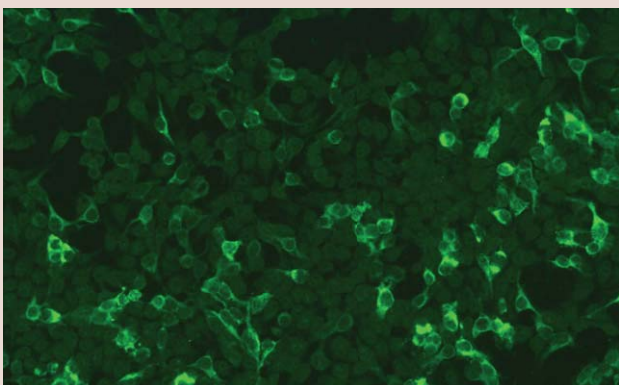
Nachweis von Antikörpern gegen Laminin 332

IVD-Weltneuheit




Anti-Laminin 332 (LAM332)-IIFT

Bestellnr. FA150b-####-50



Positive Reaktion
Anti-Laminin-332-Antikörper



Negative Reaktion
Kontrolltransfektion

- Literatur: 1. Goletz et al. A sensitive and specific assay for the serological diagnosis of antilaminin 332 mucous membrane pemphigoid. Br J Dermatol (2018), 180(1): 149-156.
2. Kamaguchi et al. The diagnosis and blistering mechanisms of mucous membranepemphigoid. Front Immunol (2019), 10(34): doi: 10.3389/fimmu.2019.00034